

VECCHIO OPIFICIO



Una collezione estremamente attuale e contemporanea, in stretto legame con la tendenza degli ultimi anni del ripristino e cambio di destinazione d'uso di molti edifici che conservano però la loro originalità, pur accogliendo nuovi archetipi e nuove funzioni.

Un grès porcellanato effetto cemento spatolato ma allo stesso tempo sofisticato e palpabile che si esprime in tre varianti colore adatte a qualsiasi ambiente. Il decoro Ombre completa la collezione arricchendola di vissuto tramite la delicata traccia di un antico pavimento che riaffiora dal cemento.

An extremely current and contemporary collection, closely linked to the trend of recent years of restoration and change of use of buildings that retain their originality, while welcoming new archetypes and new functions. A porcelain tile with a concrete spatulated effect but at the same time sophisticated and palpable, expressed in three colors suitable for any kind of environment. The décor Ombre completes the collection and enriches it of life through the delicate trace of an ancient floor that re-emerges from the concrete.



Serie **VECCHIO OPIFICIO** - Colore ARGILLA fondo rettificato 120x120



Serie **VECCHIO OPificio** - Colore CENERE fondo RETTIFICATO 60x120 / fondo rettificato e decoro ombre 120x120



CENERE_63



PIOMBO_F1



ARGILLA_L6






Serie **VECCHIO OPIFICIO** - Colore PIOMBO fondo COMPACT RETTIFICATO 60x60



CENERE

FORMATI / SIZES / FORMATS / FORMATE


10 mm




FONDO RETTIFICATO
120X120 / 47^{1/4}"X47^{1/4}"
9KF**12/R



DECORO OMBRE RETTIFICATO
120X120 / 47^{1/4}"X47^{1/4}"
9KF**1D/R




FONDO RETTIFICATO
90X90 / 35^{3/8}"X35^{3/8}"
9KF**90/R



FONDO RETTIFICATO
60X120 / 23^{5/8}"X47^{1/4}"
9KF**62/R

FORMATI / SIZES / FORMATS / FORMATE


20 mm



FONDO COMPACT RETTIFICATO
90X90 / 35^{3/8}"X35^{3/8}"
9LF**90/R




FONDO COMPACT RETTIFICATO
60X120 / 23^{5/8}"X47^{1/4}"
9LF**62/R




FONDO COMPACT RETTIFICATO
60X60 / 23^{5/8}"X23^{5/8}"
9LF**60/R

FORMATI / SIZES / FORMATS / FORMATE

30 mm



FONDO COMPACT RETT.
FONDO COMPACT NATURALE
90X90 / 35^{3/8}"X35^{3/8}"
ZVF**90/R
ZVF**90



FONDO COMPACT RETTIFICATO
FONDO COMPACT NATURALE
60X60 / 23^{5/8}"X23^{5/8}"
ZVF**60/R
ZVF**60

PEZZI SPECIALI / SPECIAL PIECES

10 mm



GRADINO A "C" 1L RETT.
33X120 / 12^{63/64}"X47^{1/4}"
9KD**C1/R




GRADINO A "C" 2L DX / SX RETT.
33X120 / 12^{63/64}"X47^{1/4}"
9KD**C2/D 9KD**C2/S



GRADINO A "C" 1L RETT.
33X90 / 12^{63/64}"X35^{3/8}"
9KD**1C/R



GRADINO A "C" 2L DX / SX
33X33 / 12^{63/64}"X12^{63/64}"
9KD**2C



BATTISCOPIA RETT.
7,5X60 / 2^{51/64}"X23^{5/8}"
9KD**BT/R

PEZZI SPECIALI / SPECIAL PIECES

20 mm



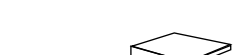
ELEMENTO A "ELLE" 1L RETT.
33X120 / 12^{63/64}"X47^{1/4}"
9LD**L1/R



ELEMENTO A "ELLE" 2L DX / SX RETT.
33X120 / 12^{63/64}"X47^{1/4}"
9LD**L2/D 9LD**L2/S



ELEMENTO A "ELLE" 1L RETT.
33X90 / 12^{63/64}"X35^{3/8}"
9LD**1L/R



ELEMENTO A "ELLE" 2L DX / SX
33X33 / 12^{63/64}"X12^{63/64}"
9LD**2L